




www.viking.ee



ANCIENT IDEA,
NEW TECHNOLOGY

VIKING WINDOW

Viking Window is internationally known window and door manufacturer with a very wide product range. Our product lines include Scandinavian, English and German style windows; energy efficient doors and windows; traditional wooden entrance doors; sliding and folding doors. Our products are made of wood and wood-aluminium clad. It is possible to order different size and style windows – exactly the kind you need for your building!

We are focused on solutions that are customer-centered and efficient. We use high quality wood, so all our doors and windows are long lasting and economical. We value the wooden material as it is natural just like the other materials we use – water based colors and stains etc.



HIGH TECHNOLOGY INSPIRED BY THE NATURE



OUTWARD OPENING WINDOWS

- › Things on window board don't block the opening
- › Excellent for windy and stormy locations
- › Swing system for cleaning
- › Double and triple glazed windows
- › Wooden and wood-aluminum clad windows
- › Passive window solution possible

Types:

- › Side-hung
- › Side-guided (about 90°)
- › Top guided
- › Top swing

INWARD OPENING WINDOWS



- › Possible to have ventilation position (tilt)
- › Easy to clean
- › Double and triple glazed windows
- › Energy efficient solutions
- › Wooden and wood-aluminum clad windows

Types:

- › Side-hung (turn)
- › Tilt and turn
- › Tilt only (bottom hung)



WE TAKE ALL
THE CHALLENGES!



SAVE ENERGY!

ENERGY EFFICIENT GLASS UNITS

Triple glazed units guarantee energy efficiency. Hermetic seals provide weather tightness and enable to control indoor climate.

FOR PASSIVE HOUSE

Viking Window's passive house windows have deeper and thicker wooden profile, triple glazed unit ($U_g = 0,47 \text{ W/m}^2\text{K}$ or

lower), SGG Swisspacer V or SGG Swisspace U meaning: warm edge solution and multiple frame seal.

Additional functions can be added to provide better security, soundproof and sun protection. It is also possible to order energy efficient blinds, installed into glass unit.

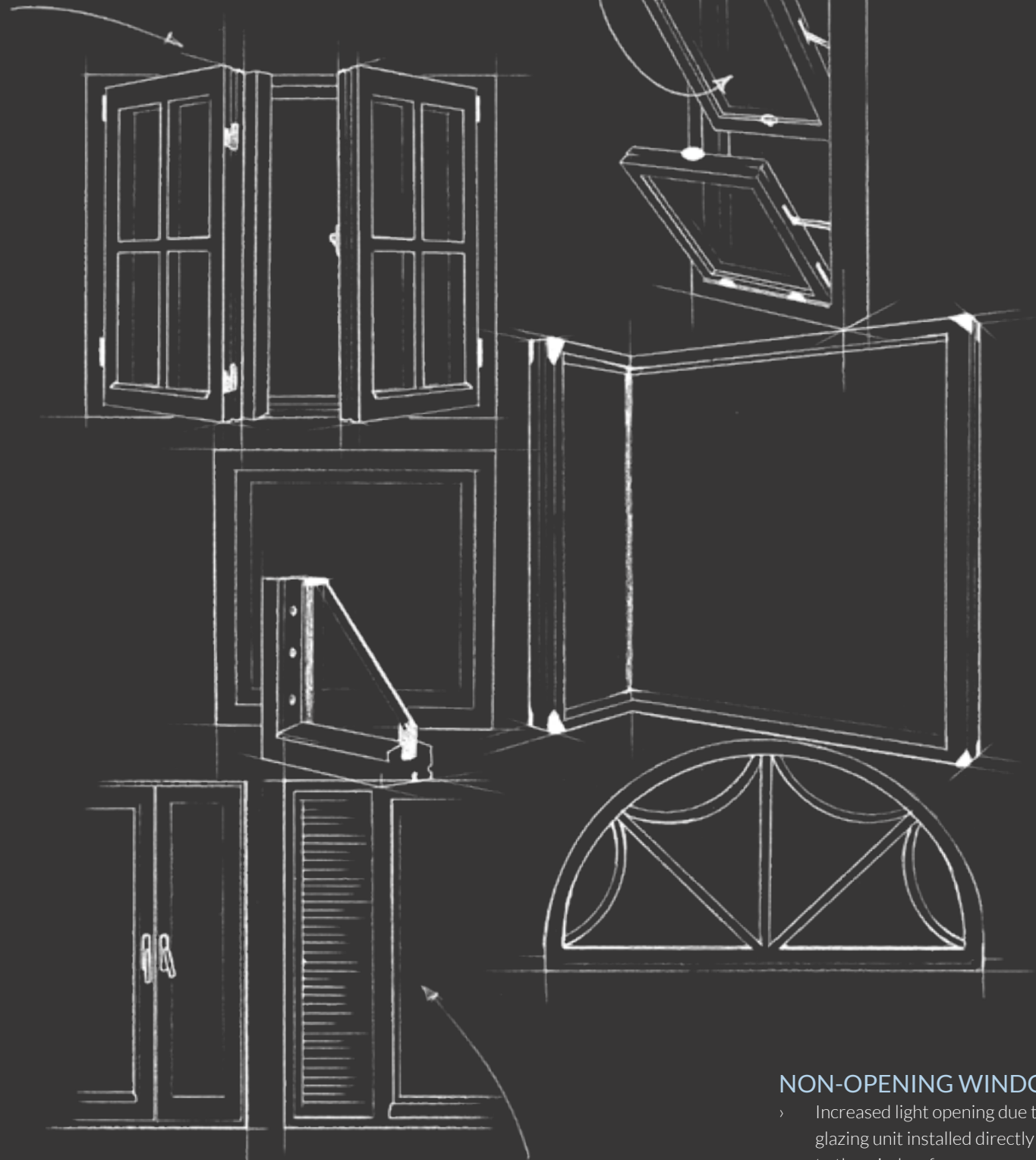
Window's thermal transmittance is **$U_w = 0,7 \text{ W/m}^2\text{K}$** for inward opening window and **$U_w = 0,63 \text{ W/m}^2\text{K}$** for outward opening window.

WINDOWS WITH MULLIONS AND TRANSOMS

- › Horizontal and / or vertical posts (transoms/mullions)
- › Maximum measurements 2,5 x 3,2 m
- › Possible to have movable mullion (flying mullion)

SLIDING SASH WINDOW

- › Up and down moving sliding sash frames
- › Take little space when opening
- › Possible to have ventilation position
- › Easy to clean



FIRE GUARD WINDOWS

- › Maximum measurements 2,5 x 3,2 m
- › Fire protection window E60 keeps its' consistency in fire at least 60 minutes
- › Fire protection window EI30 keeps the heat away at least 30 minutes
- › Wooden window frame, non-opening
- › Very good thermal transmittance, U-value 0,8 W/m²K

TIMBER LOUVERS

INSECT NET

BLINDS WITHIN GLASS UNIT

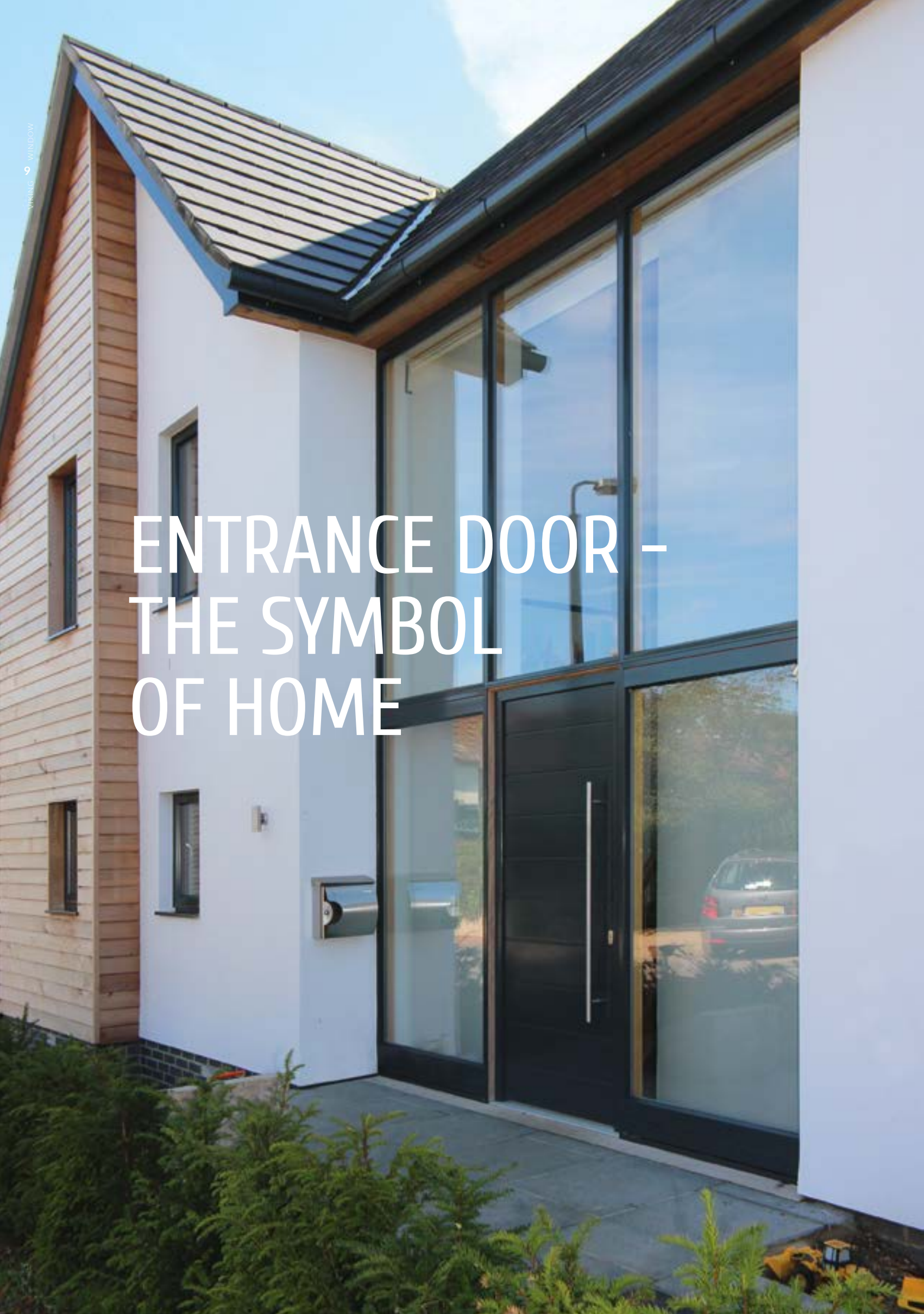
NON-OPENING WINDOWS

- › Increased light opening due to a glazing unit installed directly to the window frame.
- › Fixed casement

SPECIAL SHAPE WINDOWS

- › Distinguished look
- › Round windows
- › Triangular windows
- › Thousands of special solutions

ENTRANCE DOOR – THE SYMBOL OF HOME



You can order outward or inward opening and single or double leaf traditional entrance doors, panel doors or terrace doors.

TRADITIONAL ENTRANCE DOOR

- › Secure and stable
- › Three-point locking
- › Laminated timber profile (stability)
- › Weatherproof
- › Insulated panels and/or double or triple glazing
- › Wood and wood-aluminum clad

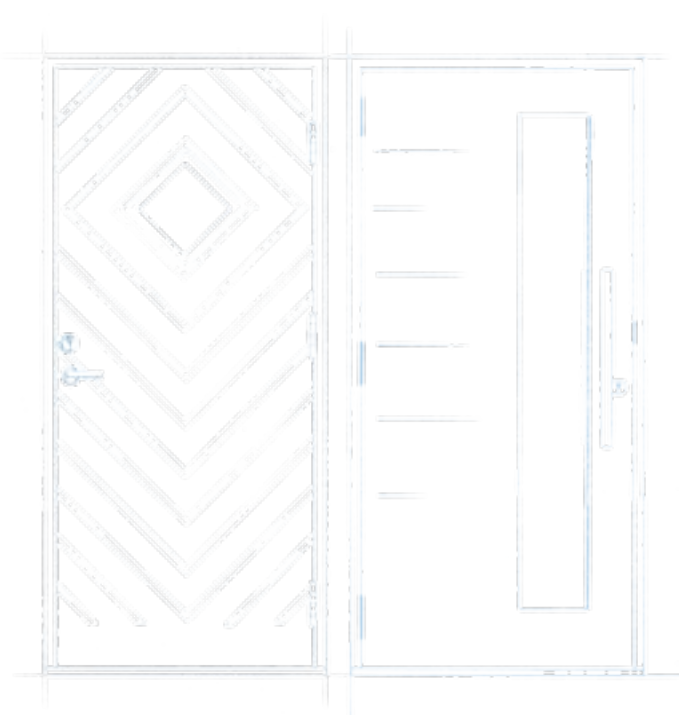
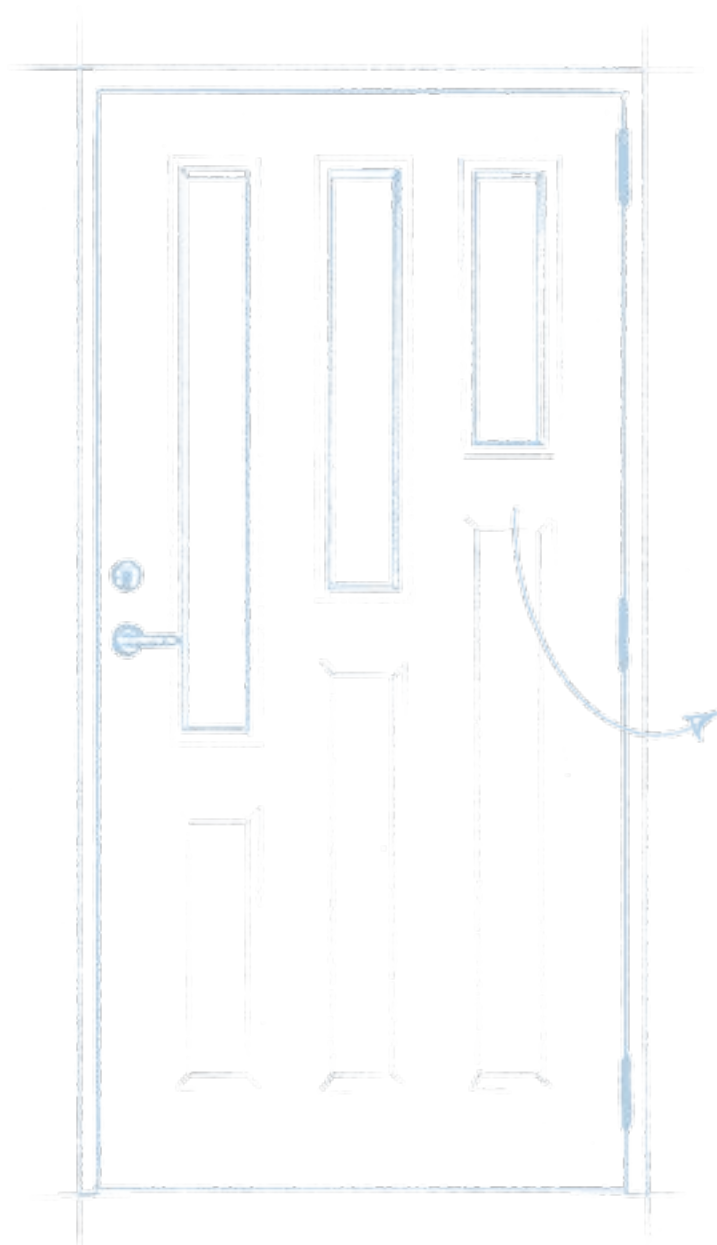
PANEL DOOR

- › One integral insulated door leaf
- › Weatherproof
- › Additional insulation
- › Aluminium layer for moisture protection
- › Two low energy and one regular glass panes
- › Thermal transmittance $U_w = 1,0 \text{ W/m}^2\text{K}$

ENERGY EFFICIENT DOOR

Viking Window uses 40 mm insulated panels or triple glazing to make the doors energy efficient.

Door's thermal transmittance $U_w = 0,9 \text{ W/m}^2\text{K}$



HERRINGBONE DOOR


ENGLISH DOOR

FOLDING DOORS

- › Door leaves are folded to the side
- › Maximum openness of the room
- › Double and triple glazing
- › Energy efficient

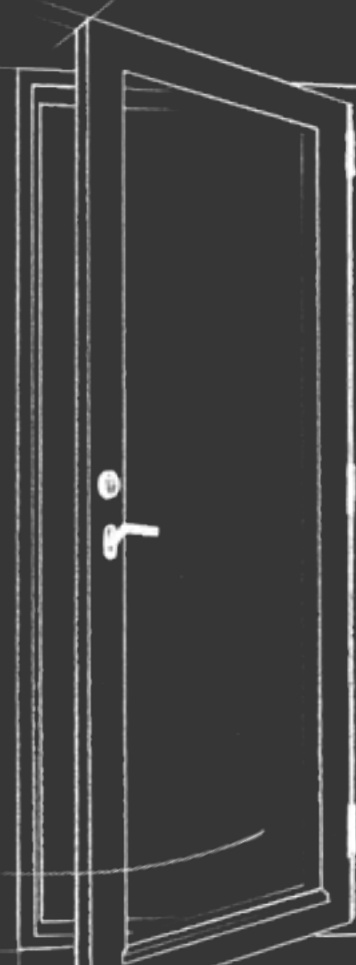
LIFT AND SLIDE DOORS

- › Suitable for balconies and patios
- › Active leaf located on inner side of the door
- › Ice and snow don't damage the rails
- › Sliding system
- › Threshold "sunked" into floor if desired
- › Fixed ventilation position



TERRACE DOORS

- › Outward or inward opening
- › Three point locking
- › Comfortable handle
- › Single or double leaf





ENDLESS COLOR PALETTES



Popular stain colors for doors and windows



RAL-color chart

Window profiles (wood and aluminium) can be painted in any color from the RAL-color chart. We also offer dual-color finish for the products.



Viking Window's doors and windows are made of high quality engineered/laminated wood, without visible finger joint *



* Wooden details, that are over 2 m long, can have limited amount of finger jointed connections.



SELECTION OF DIFFERENT GLAZING UNITS



ORNAMENT 521



CREPI



STOPSOL CLASSIC CLEAR



STOPSOL CLASSIC BRONZE



SGG SATINOVO



DELTA CLEAR



DELTA MATT CLEAR



KURA



SGG PARSOL GREY

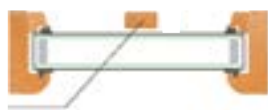


SGG PARSOL BRONZE


BARS



WITH STRUCTURAL
GLAZING BAR DIFFERENT
GLASS UNITS ARE USED



REMOVABLE GLAZING BAR
IS INSTALLED ON OUTER
SIDE OF THE WINDOW



TAPED GLAZING BARS ARE
GLUED ON BOTH SIDES OF
THE WINDOW



TAPED BAR WITH SPACER BAR IN THE
GLASS UNIT, LEAVING IMPRESSION OF
DIVIDED GLAZING UNITS



GLASS UNIT is made of glass panels (two or three), which are connected with the spacer bar and are hermetically sealed with a flexible sealant.

ENERGY EFFICIENCY

In order to raise Viking Window's doors and windows energy efficiency, there is:

- › Triple glazed window unit with two Low Energy glasses
- › ALUWAVE® - An Integrated Roller Blind System for Sun Protection

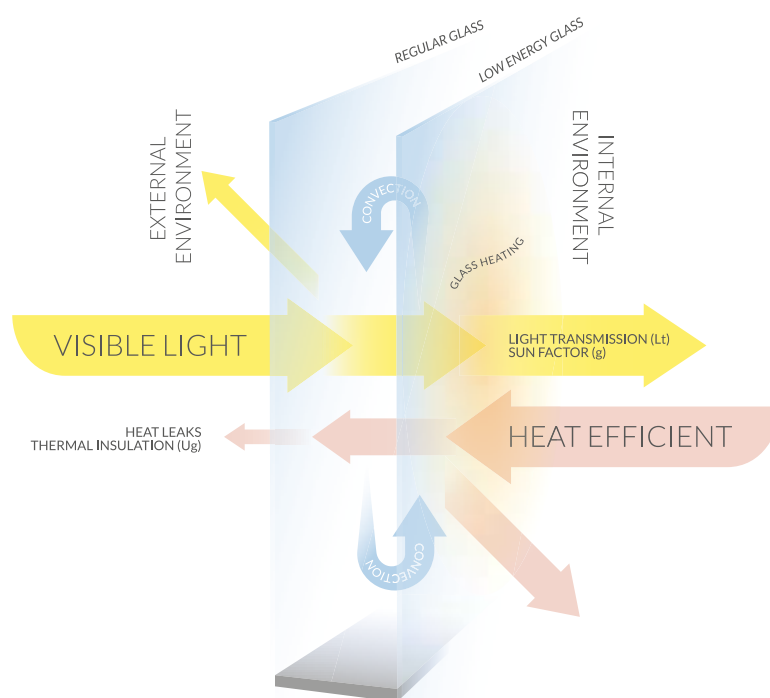
Standard solution involves:

- › Spacer bars for a warm edge solution
- › Using Argon in IGU (insulated glass unit)
- › Double glazed window unit with one Low Energy glass

ADDITIONAL POSSIBILITIES

- › Security glass
- › Sun protection glass
- › Tinted or colored glass
- › Roller blind system within the glass unit
- › Self-cleaning glass

Low Energy glass warms up as quickly as regular glass, but radiates less warmth out of the room. One side of Low Energy glass is covered with the layer of metal oxide.





EXCELLENT DETAILS

HANDLES FOR OUTWARD OPENING WINDOW



HANDLES FOR INWARD OPENING WINDOW



HANDLES FOR ENTRANCE DOOR

Selection comprises ASSA handles 6640, ASSA 6638 and from Epok series 1956 and 1918.



INTERNATIONALLY RECOGNIZED SKILLS

Wood is a natural material for human's living environment. It carries the character, beauty and style. As such, it requires special care.

Viking Window pays special attention to the quality requirements.

The company is certified with Quality Management Standard ISO 9001 and Environmental Management Standard ISO 14001. It has also been certified with Norwegian NDVK standards. Since 2013 Viking Windows AS owns Russian Federation's compliance certificate GOST.

Viking Window products are CE-marked and company also offers windows that are made of FSC®-certified wood.

Since 2014 the passive window is added to Viking Window AS product line. It is developed and produced by Viking Window AS and is part of the passive house components certified by Passive House Institute in Germany.

Viking Window is many years proud member of British Woodworking Federation and Wood Window Alliance initiative.





CLIENTS ARE RECOMMENDING

Due to a wide product line we have clients all over the world. We value personal and quick service. Windows belonging to the standard selection are manufactured in 3 weeks.

Warranty is 5 years.

Viking Window AS
Mõo 72751 Järvamaa Estonia
TEL +372 384 8900
FAX +372 385 3027
info@viking.ee

www.viking.ee

